

Scaled data based on original data using  
LM-79-08 Approved Method: Electrical and Photometric Measurements of Solid-  
State Lighting Products

Test Report Prepared for  
Cooper Lighting Solutions  
(formerly Eaton)

Brand: INVUE

Report Number: P162301

Luminaire Tested: **ECM-F04-LED-E1-SL2-HSS-7030**

Issue Date: 03/03/2020

**Test Information**

Test Method: LM-79-08  
Report Number: P162301  
REPORT IS SCALED FROM IESNA LM-79-08 TEST DATA (P33726)  
Test Lab: INNOVATION CENTER-P3  
Issue Date: 03/03/2020  
Manufacturer: COOPER LIGHTING SOLUTIONS (FORMERLY EATON)  
Product Line: INVUE  
Catalog Number: ECM-F04-LED-E1-SL2-HSS-7030  
Description: EPIC CLASSICAL MEDIUM DECORATIVE LED LUMINAIRE  
(4) LIGHTBARS WITH AccuLED OPTICS - TYPE 2 W/ SPILL LIGHT CONTROL AND HOUSE SIDE SHIELD  
Light Source: (28) 3000K CCT, 70 CRI LEDs  
Ballast/Driver: -

**Summary**

Lumens per Lamp: N/A  
Luminaire Lumens: 5257.7 lumens  
Efficiency: N/A  
Efficacy: 51.4 lumens/watt  
Luminous Opening: Rectangular w/ Sides (W: 0.67' x L: 1' x H: 0.1')  
IES Classification: Type II - Short - Non-Cutoff  
BUG Rating: B0 - U0 - G2

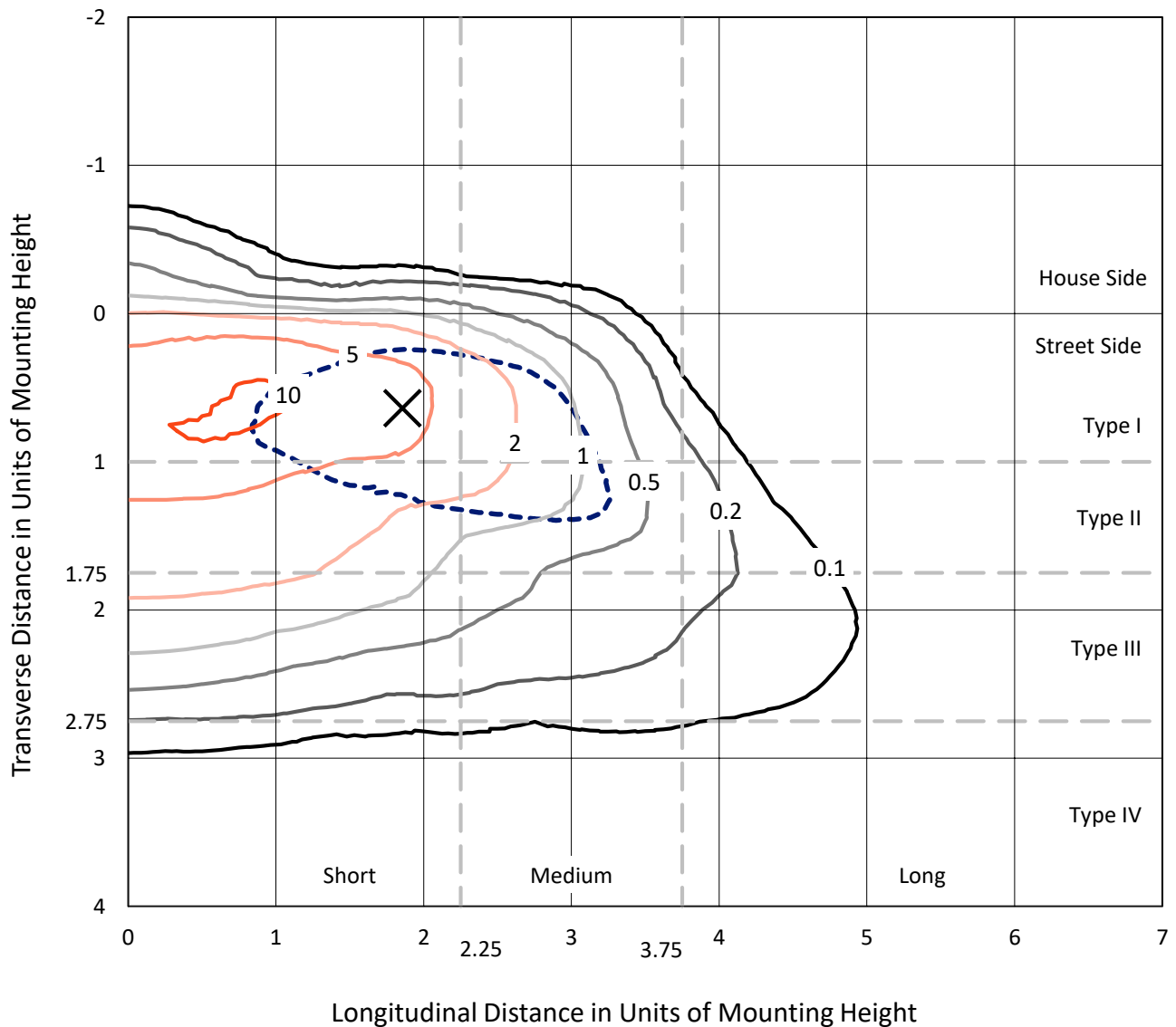
Input Watts (W): 102.2  
Input Voltage (V): NR  
Input Current (Ain): NR  
Voltage Rise (V): NR  
Power Factor: NR  
Total Harmonic Distortion (THDi): NR  
Frequency (hertz): 60  
Stabilization Time: NR  
Operation Time: NR  
Ambient Temperature (°C): NR  
Test Distance: 25 FT



REPORT NUMBER: P162301  
 CATALOG NUMBER: ECM-F04-LED-E1-SL2-HSS-7030

### Iso-Footcandle Lines of Horizontal Illumination

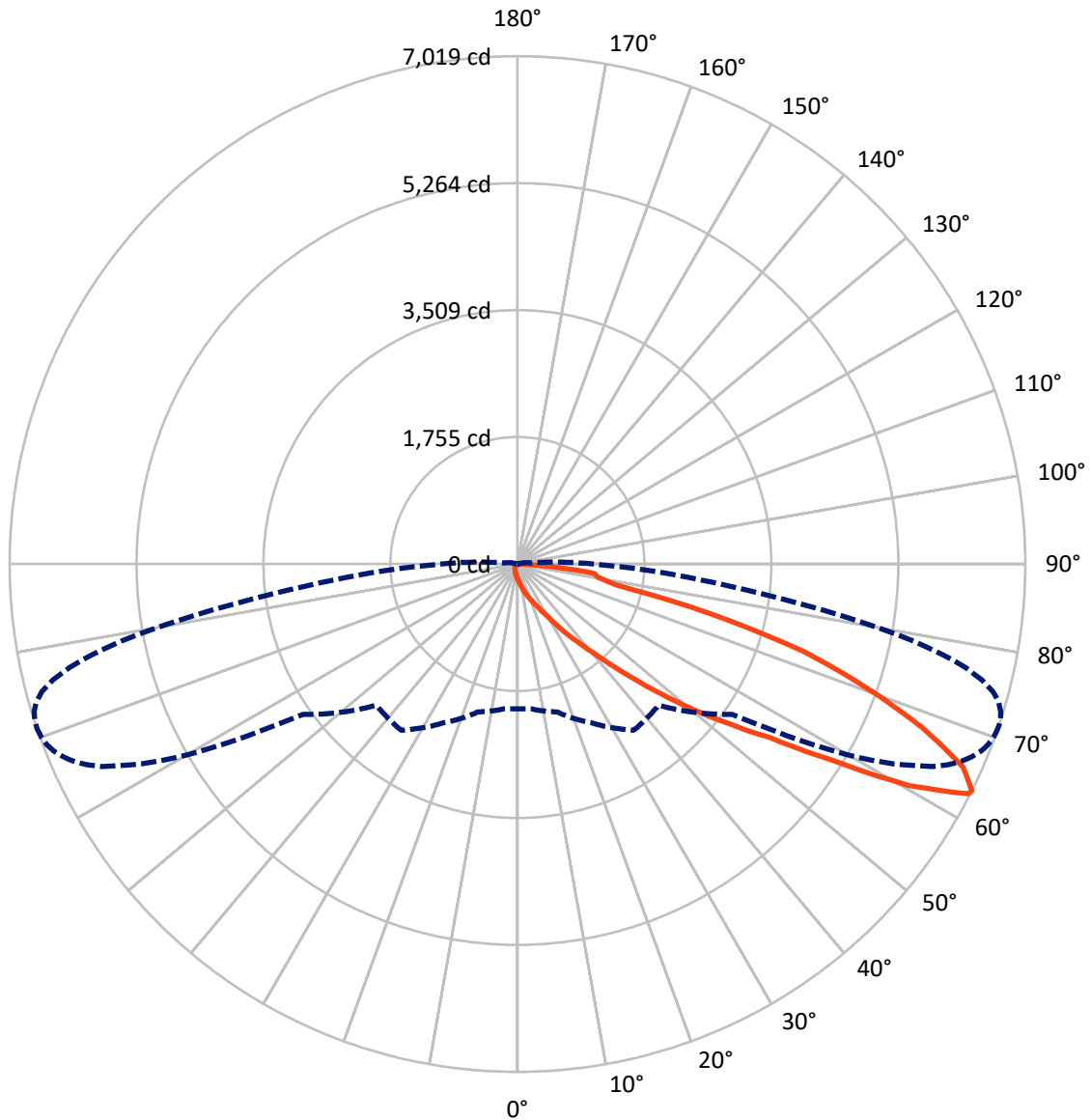
× Max cd  
 - - - 1/2 Max cd



Based on 10 foot mounting height. Maximum calculated value = 11.1 fc  
 Type II - Short - Non-Cutoff

REPORT NUMBER: P162301  
CATALOG NUMBER: ECM-F04-LED-E1-SL2-HSS-7030

### Luminous Intensity Polar Plot



— Vertical Plane Through 71-Deg Lateral    - - - Horizontal Cone Through 63-Deg Vertical

REPORT NUMBER: P162301

CATALOG NUMBER: ECM-F04-LED-E1-SL2-HSS-7030

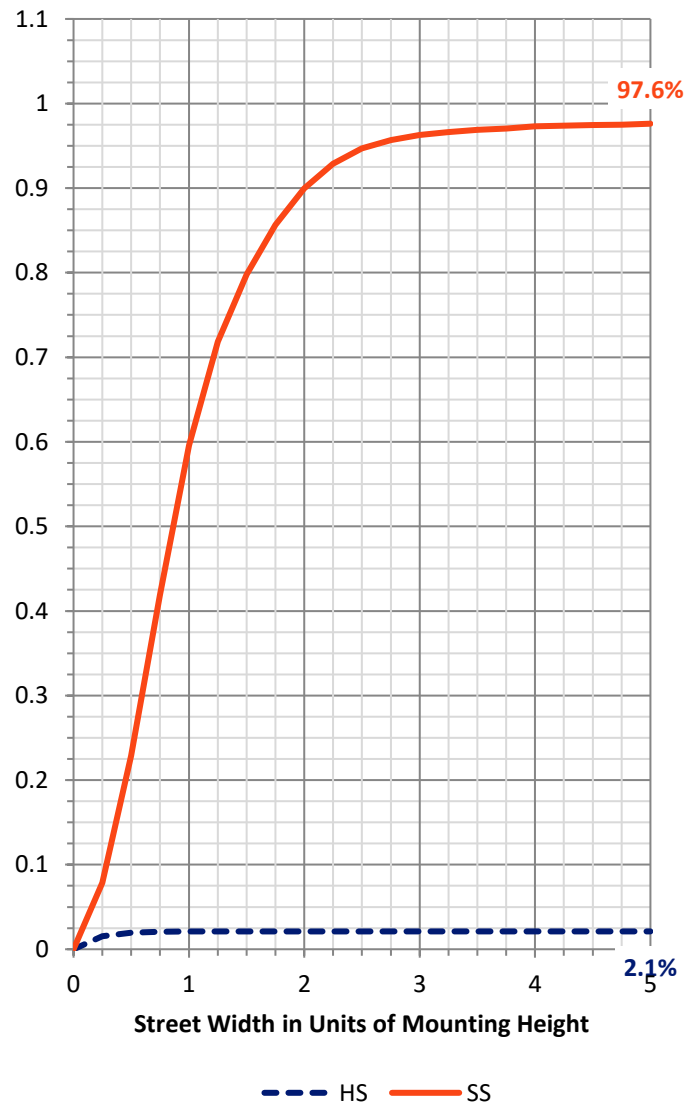
**FLUX DISTRIBUTION:**

		Downward	Upward	Total
<b>House Side</b>	Lumens	111.6	0.0	111.6
	% Fixture	2.1	0.0	2.1
<b>Street Side</b>	Lumens	5146.1	0.0	5146.1
	% Fixture	97.9	0.0	97.9
<b>Total</b>	Lumens	5257.7	0.0	5257.7
	% Fixture	100.0	0.0	100.0

**Coefficient of Utilization**

**ZONAL LUMENS:**

Zone	Lumens	% Fixture
0°-10°	22.3	0.4
10°-20°	86.5	1.6
20°-30°	175.6	3.3
30°-40°	429.0	8.2
40°-50°	959.4	18.2
50°-60°	1349.1	25.7
60°-70°	1586.4	30.2
70°-80°	572.8	10.9
80°-90°	76.6	1.5
90°-100°	0.0	0.0
100°-110°	0.0	0.0
110°-120°	0.0	0.0
120°-130°	0.0	0.0
130°-140°	0.0	0.0
140°-150°	0.0	0.0
150°-160°	0.0	0.0
160°-170°	0.0	0.0
170°-180°	0.0	0.0
0°-90°	5257.7	100.0
0°-180°	5257.7	100.0



REPORT NUMBER: P162301

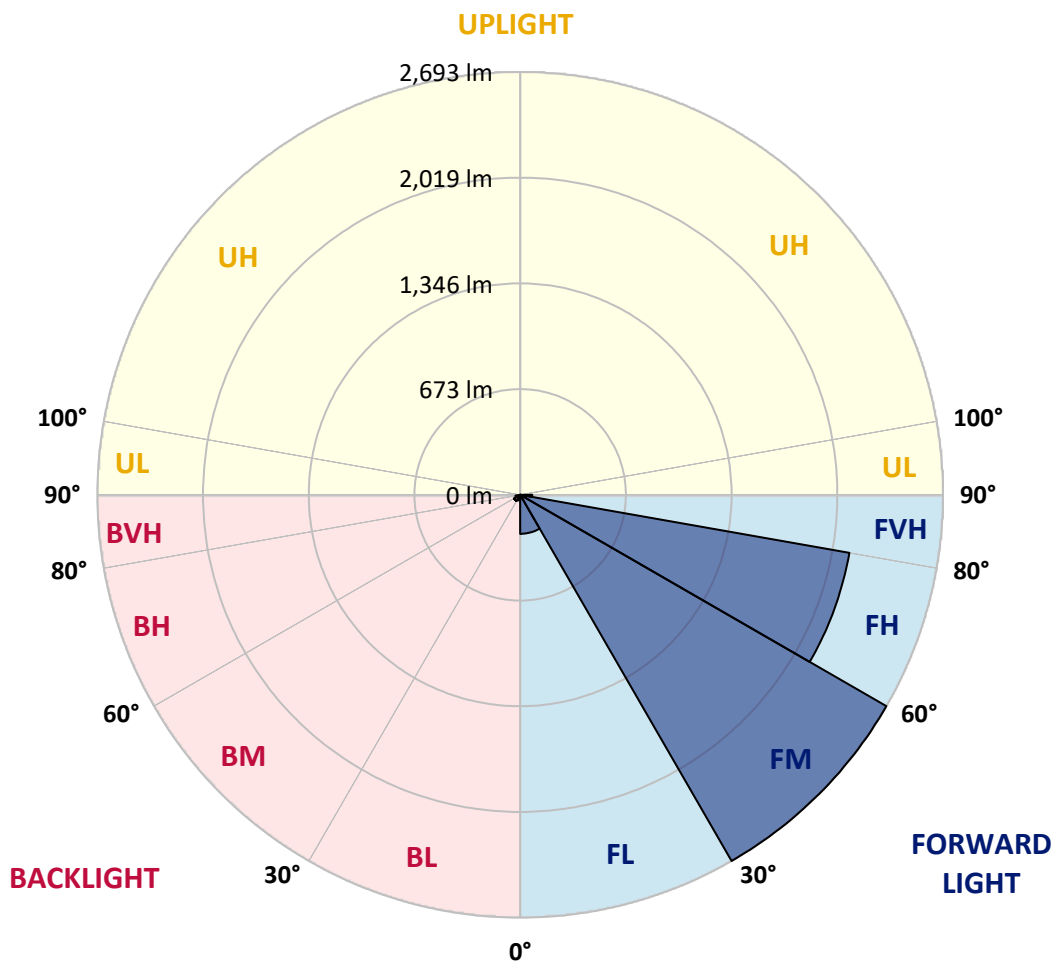
CATALOG NUMBER: ECM-F04-LED-E1-SL2-HSS-7030

**LUMINAIRE CLASSIFICATION SYSTEM LUMEN TABLE AND BUG RATING:**

Zone	Lumens	% Fixture	Zone Rating/Lumen Limit		
			B	U	G
FL (0°-30°)	248.4	4.7			
FM (30°-60°)	2692.6	51.2			
FH (60°-80°)	2128.6	40.5			G2/5000
FVH (80°-90°)	76.4	1.5			G1/100
BL (0°-30°)	35.9	0.7	B0/110		
BM (30°-60°)	45.0	0.9	B0/220		
BH (60°-80°)	30.6	0.6	B0/110		G0/110
BVH (80°-90°)	0.2	0.0			G0/10
UL (90°-100°)	0.0	0.0		U0/0	
UH (100°-180°)	0.0	0.0		U0/0	

**BUG Rating: B0-U0-G2**

Type II Short





REPORT NUMBER: P162301

CATALOG NUMBER: ECM-F04-LED-E1-SL2-HSS-7030

**CANDELA DISTRIBUTION (FULL):**

	0°	5°	15°	25°	35°	45°	55°	56°	57°	58°	59°
0°	201.7	201.7	201.7	201.7	201.7	201.7	201.7	201.7	201.7	201.7	201.7
2.5°	263.8	266.7	264.8	260.0	254.2	246.6	239.9	239.9	239.0	236.1	237.1
5°	346.0	346.9	343.1	331.7	321.2	304.9	286.7	284.8	282.9	280.1	279.1
7.5°	426.3	430.1	426.3	413.9	392.9	367.9	339.3	336.5	330.8	330.8	326.9
10°	508.5	508.5	504.7	490.3	471.2	435.8	399.5	394.8	388.1	386.1	380.4
12.5°	566.8	566.8	564.9	557.3	542.0	510.4	466.5	461.6	453.1	450.2	443.5
15°	589.7	589.7	590.7	597.4	598.4	584.0	538.2	534.3	525.7	518.0	515.2
17.5°	604.1	603.1	603.1	612.6	629.9	639.5	609.8	606.0	596.5	592.6	583.1
20°	635.7	633.8	627.9	627.9	644.2	677.7	677.7	676.7	666.2	663.3	658.6
22.5°	682.4	680.5	663.3	649.0	656.7	698.7	737.9	736.0	732.2	728.4	725.4
25°	758.9	752.2	722.6	680.5	673.9	718.8	783.8	788.6	791.4	791.4	793.3
27.5°	874.5	866.0	813.4	735.0	705.4	751.3	834.4	844.0	852.6	854.5	863.1
30°	1035.2	1019.9	944.4	829.7	761.8	799.0	909.0	919.5	931.9	935.8	949.1
32.5°	1299.0	1290.3	1217.7	1045.6	900.4	892.7	1013.2	1026.5	1042.8	1049.5	1065.7
35°	1700.4	1702.3	1643.1	1488.2	1287.5	1182.4	1199.6	1211.0	1216.7	1236.9	1245.4
37.5°	1972.8	1977.6	1990.9	1929.8	1786.5	1679.4	1544.6	1557.0	1527.4	1530.3	1531.2
40°	2121.9	2137.2	2215.6	2274.8	2263.4	2201.3	2093.3	2099.9	2044.5	2032.1	1971.8
42.5°	2221.4	2241.4	2366.6	2550.1	2643.8	2700.2	2675.4	2672.5	2629.4	2613.2	2562.6
45°	2283.5	2301.6	2459.3	2729.9	2945.8	3110.3	3178.1	3185.8	3149.5	3133.2	3091.2
47.5°	2280.6	2301.6	2470.8	2796.7	3115.0	3377.9	3569.0	3578.6	3600.6	3586.3	3589.1
50°	2154.4	2174.5	2344.6	2683.0	3065.3	3500.2	3850.1	3880.7	3916.0	3939.9	3951.3
52.5°	2001.5	2015.9	2166.9	2488.0	2853.1	3449.6	4016.4	4069.0	4121.5	4166.5	4197.9
55°	1945.1	1961.4	2079.9	2346.5	2683.0	3237.3	4093.8	4171.2	4245.8	4319.4	4379.6
57.5°	1974.8	1990.0	2075.1	2279.7	2581.7	3013.7	4115.8	4236.2	4358.6	4478.0	4596.5
60°	2083.7	2099.9	2172.6	2341.8	2554.9	2884.7	4029.7	4229.5	4433.1	4641.5	4837.4
62.5°	2040.7	2047.3	2154.4	2450.7	2746.0	2774.8	3717.2	3996.3	4306.9	4628.1	4944.5
63°	1999.6	2007.2	2116.2	2421.1	2804.4	2758.5	3620.7	3915.0	4242.9	4588.9	4933.0
65°	1813.2	1814.1	1897.3	2138.2	2739.4	2787.2	3190.5	3471.6	3848.2	4263.0	4697.9
67.5°	1353.5	1346.7	1427.1	1610.5	2150.6	2788.2	2738.4	2896.1	3158.0	3526.1	3916.0
70°	479.8	469.3	599.3	853.5	1340.1	2280.6	2353.3	2363.7	2436.4	2635.2	2879.9
72.5°	155.8	158.6	191.2	312.6	617.5	1535.0	2130.5	2098.0	2078.9	2078.0	2110.5
75°	62.1	63.1	76.5	138.6	277.2	739.8	1865.8	1883.9	1890.6	1900.2	1910.7
77.5°	29.7	32.5	43.0	77.4	137.6	366.0	1335.3	1489.2	1577.2	1645.0	1686.0
80°	10.6	12.5	23.9	47.8	64.0	168.2	703.5	848.8	977.8	1144.2	1287.5
82.5°	0.0	0.0	4.8	33.5	35.4	67.9	288.6	338.4	387.2	501.8	644.2
85°	0.0	0.0	0.0	9.6	10.6	11.5	97.5	117.5	131.9	153.9	177.7
87.5°	0.0	0.0	0.0	0.0	0.0	0.0	1.0	2.9	5.7	14.4	22.0
90°	0.0	0.0	0.0	0.0	0.0	0.0	0.0	0.0	0.0	0.0	0.0



REPORT NUMBER: P162301

CATALOG NUMBER: ECM-F04-LED-E1-SL2-HSS-7030

**CANDELA DISTRIBUTION (continued):**

	60°	61°	62°	64°	65°	66°	67°	68°	69°	70°	71°
0°	201.7	201.7	201.7	201.7	201.7	201.7	201.7	201.7	201.7	201.7	201.7
2.5°	235.1	234.1	234.1	232.2	231.3	229.4	228.4	225.6	224.6	224.6	224.6
5°	278.2	274.4	272.4	267.6	264.8	263.8	259.1	257.2	254.2	255.3	250.4
7.5°	325.9	319.3	316.4	309.6	307.7	301.1	299.2	294.4	291.5	285.8	283.9
10°	378.5	369.9	365.1	354.6	351.8	346.9	341.2	335.5	330.8	325.0	322.1
12.5°	438.7	431.1	427.3	412.9	406.3	399.5	391.9	384.2	376.6	371.8	365.1
15°	509.5	497.0	493.2	479.8	468.4	459.7	449.3	439.6	433.9	424.3	417.7
17.5°	579.3	566.8	563.9	543.9	531.4	525.7	514.2	501.8	491.3	481.8	471.2
20°	649.0	640.4	632.8	613.7	600.3	590.7	575.4	563.0	554.3	541.0	527.6
22.5°	718.8	710.2	704.4	684.3	672.0	658.6	645.2	631.8	619.4	603.1	587.8
25°	790.5	784.8	781.8	763.7	752.2	739.8	726.4	711.2	695.9	677.7	661.4
27.5°	865.0	866.9	861.2	857.3	845.0	836.3	815.3	804.8	793.3	771.4	751.3
30°	959.7	965.4	963.5	966.3	958.7	952.9	936.7	923.3	909.9	888.9	866.0
32.5°	1079.1	1086.8	1090.6	1101.1	1097.3	1095.4	1090.6	1071.5	1061.9	1025.6	1016.1
35°	1263.6	1259.8	1276.1	1284.6	1280.8	1278.9	1273.1	1262.7	1251.1	1225.4	1201.5
37.5°	1503.5	1507.3	1513.1	1495.8	1484.4	1483.5	1466.3	1455.7	1439.4	1410.8	1382.1
40°	1943.2	1919.3	1892.5	1819.8	1788.4	1770.2	1719.5	1705.2	1677.5	1638.3	1608.6
42.5°	2514.7	2490.9	2410.6	2289.2	2224.2	2134.3	2093.3	2042.6	2003.4	1939.4	1905.0
45°	3082.5	3013.7	3004.1	2862.7	2782.4	2663.9	2590.3	2505.2	2416.3	2332.3	2271.0
47.5°	3561.4	3546.1	3499.2	3413.3	3338.7	3239.3	3144.7	3013.7	2922.0	2802.4	2692.6
50°	3944.7	3943.7	3926.5	3876.8	3814.7	3734.4	3651.2	3540.4	3436.2	3289.9	3172.4
52.5°	4231.4	4246.7	4252.4	4237.1	4213.3	4142.5	4100.5	4007.7	3919.9	3795.6	3668.4
55°	4441.7	4498.1	4526.8	4559.2	4552.6	4527.8	4525.8	4465.7	4425.4	4327.0	4237.1
57.5°	4701.7	4794.4	4883.3	5041.0	5046.7	5102.2	5130.9	5159.5	5167.2	5128.0	5098.4
60°	5032.5	5221.7	5389.8	5719.6	5805.6	5941.4	6029.3	6124.9	6206.2	6212.8	6210.9
62.5°	5265.6	5557.1	5828.6	6318.0	6485.2	6642.0	6759.6	6852.3	6908.7	6966.0	6992.8
63°	5272.3	5591.5	5880.2	6384.9	6560.7	6709.8	6821.7	6907.7	6967.0	7001.4	7018.6
65°	5110.8	5497.9	5841.9	6344.7	6510.1	6660.2	6718.5	6774.9	6803.5	6816.9	6766.2
67.5°	4331.7	4710.2	5111.8	5673.8	5815.2	5995.0	6042.7	6071.4	6084.7	6081.9	6038.9
70°	3239.3	3556.6	4003.0	4645.3	4832.6	5008.5	5117.5	5164.4	5179.6	5174.8	5110.8
72.5°	2261.5	2447.9	2815.8	3530.8	3786.1	4011.5	4146.4	4216.1	4230.5	4201.8	4142.5
75°	1899.3	1908.8	1992.0	2382.8	2621.8	2862.7	3014.7	3058.6	3029.9	2943.0	2792.0
77.5°	1695.6	1716.7	1716.7	1775.0	1821.7	1888.7	1903.1	1796.0	1671.8	1511.2	1381.1
80°	1422.2	1495.8	1547.5	1590.5	1595.2	1581.9	1546.5	1486.3	1390.8	1268.4	1132.7
82.5°	864.1	1009.3	1068.6	1290.3	1399.3	1472.9	1467.2	1386.9	1314.3	1187.1	1071.5
85°	218.0	235.1	255.3	331.7	371.8	454.0	505.7	529.5	538.2	494.1	447.4
87.5°	21.0	14.4	23.9	18.2	25.8	19.1	25.8	23.9	29.7	31.6	34.4
90°	0.0	0.0	0.0	0.0	0.0	0.0	0.0	0.0	0.0	0.0	0.0





REPORT NUMBER: P162301  
 CATALOG NUMBER: ECM-F04-LED-E1-SL2-HSS-7030

**CANDELA DISTRIBUTION (continued):**

	72°	73°	74°	75°	76°	77°	78°	79°	80°	81°	82°
0°	201.7	201.7	201.7	201.7	201.7	201.7	201.7	201.7	201.7	201.7	201.7
2.5°	222.7	221.8	220.8	219.9	218.9	218.0	216.0	216.0	214.1	213.1	212.2
5°	247.5	245.6	244.7	242.8	239.9	238.0	235.1	231.3	228.4	227.5	225.6
7.5°	279.1	274.4	272.4	269.5	265.7	260.0	256.2	253.3	248.5	245.6	239.9
10°	314.5	309.6	303.9	298.2	292.4	285.8	281.0	277.2	269.5	265.7	259.1
12.5°	359.4	350.8	344.1	336.5	328.8	321.2	315.5	303.9	297.3	288.6	282.9
15°	405.2	397.6	390.0	380.4	369.0	356.5	350.8	340.3	331.7	318.3	310.6
17.5°	460.7	446.4	434.9	423.4	412.9	401.4	390.0	373.7	361.3	349.9	334.6
20°	515.2	497.9	485.6	470.3	455.0	436.8	423.4	412.0	394.8	379.5	363.2
22.5°	573.5	556.2	536.2	521.0	499.8	485.6	467.4	448.3	431.1	411.0	391.0
25°	644.2	626.0	603.1	583.1	559.2	539.1	517.1	495.1	474.1	451.2	425.4
27.5°	731.2	712.1	687.2	663.3	631.8	606.9	585.9	556.2	529.5	500.9	471.2
30°	841.2	820.1	789.5	755.1	723.5	695.9	666.2	627.0	597.4	563.0	524.8
32.5°	984.5	959.7	918.6	886.1	846.9	810.5	769.5	730.3	688.1	643.3	599.3
35°	1165.2	1142.2	1094.4	1046.6	1003.6	960.6	909.0	864.1	804.8	750.3	694.0
37.5°	1352.5	1311.3	1267.4	1215.8	1162.3	1110.7	1047.5	985.4	917.6	858.3	787.6
40°	1566.6	1516.9	1480.5	1425.1	1349.6	1276.1	1217.7	1140.3	1055.2	975.9	892.7
42.5°	1860.1	1804.6	1739.6	1655.5	1601.0	1515.0	1439.4	1347.7	1235.8	1147.0	1046.6
45°	2199.3	2123.8	2060.7	1979.5	1913.5	1806.5	1718.6	1596.3	1484.4	1367.7	1245.4
47.5°	2586.5	2492.8	2401.0	2320.7	2215.6	2110.5	1998.6	1868.6	1725.2	1597.2	1451.9
50°	3031.0	2898.0	2771.0	2667.7	2523.4	2402.0	2280.6	2134.3	1975.7	1828.5	1663.1
52.5°	3525.1	3371.2	3203.0	3044.3	2877.0	2721.2	2574.9	2406.7	2229.9	2050.3	1865.8
55°	4121.5	4005.8	3808.0	3606.3	3382.6	3174.3	2986.0	2777.6	2562.6	2326.4	2132.4
57.5°	5055.4	4999.0	4833.6	4631.9	4340.4	4087.0	3767.9	3512.6	3201.1	2876.0	2625.6
60°	6320.9	6251.1	6158.3	5995.0	5763.6	5419.5	5067.7	4671.1	4197.0	3746.8	3319.6
62.5°	6995.7	6970.8	6895.3	6782.5	6566.5	6295.0	5940.5	5504.6	4969.3	4422.6	3877.7
63°	7015.8	6984.2	6919.2	6804.5	6614.3	6351.4	6003.5	5580.1	5056.3	4499.0	3942.8
65°	6744.3	6731.9	6665.9	6540.7	6410.7	6210.0	5940.5	5576.2	5136.6	4609.9	4056.5
67.5°	5981.6	5944.3	5842.9	5804.7	5713.9	5574.3	5368.8	5118.4	4803.9	4390.1	3912.2
70°	5059.2	5003.7	4876.6	4808.8	4697.9	4609.9	4484.8	4306.0	4112.0	3823.2	3466.8
72.5°	4081.3	3966.7	3850.1	3673.3	3518.3	3361.6	3223.1	3096.9	2883.7	2767.2	2496.6
75°	2650.5	2442.1	2242.4	1974.8	1733.9	1520.8	1313.3	1208.2	989.2	900.4	773.3
77.5°	1257.9	1141.2	984.5	863.1	708.3	578.3	472.2	354.6	278.2	218.0	166.3
80°	1015.1	916.7	822.1	712.1	595.5	475.0	364.1	272.4	193.1	133.8	94.6
82.5°	905.2	798.1	681.5	606.0	526.7	431.1	353.7	288.6	213.1	155.8	106.1
85°	351.8	296.3	228.4	186.4	145.3	119.4	108.0	74.6	58.3	45.8	35.4
87.5°	30.6	24.8	20.1	13.4	14.4	7.6	8.6	5.7	4.8	4.8	3.8
90°	0.0	0.0	0.0	0.0	0.0	0.0	0.0	0.0	0.0	0.0	0.0



REPORT NUMBER: P162301

CATALOG NUMBER: ECM-F04-LED-E1-SL2-HSS-7030

**CANDELA DISTRIBUTION (continued):**

	83°	84°	85°	86°	87°	88°	89°	90°	95°	105°	115°
0°	201.7	201.7	201.7	201.7	201.7	201.7	201.7	201.7	201.7	201.7	201.7
2.5°	211.2	210.3	209.3	207.4	207.4	205.5	204.6	203.6	198.9	188.3	179.7
5°	221.8	219.9	218.0	215.0	213.1	210.3	208.4	205.5	195.0	174.9	157.7
7.5°	237.1	233.2	230.3	224.6	221.8	218.0	215.0	210.3	193.1	162.5	138.6
10°	255.3	248.5	243.7	237.1	231.3	226.5	221.8	215.0	191.2	149.1	121.3
12.5°	277.2	269.5	260.0	252.3	244.7	238.0	231.3	222.7	188.3	137.6	108.0
15°	299.2	287.7	281.0	270.5	260.0	250.4	240.9	233.2	189.3	125.2	96.5
17.5°	324.0	312.6	298.2	286.7	275.3	262.9	251.3	236.1	184.5	115.6	88.0
20°	347.9	331.7	318.3	303.9	287.7	272.4	258.1	244.7	180.7	106.1	80.3
22.5°	373.7	354.6	337.4	319.3	299.2	282.0	264.8	247.5	173.9	97.5	73.6
25°	405.2	383.3	358.4	336.5	315.5	294.4	272.4	251.3	167.3	89.9	68.9
27.5°	443.5	414.8	390.0	362.2	332.7	305.8	282.0	259.1	160.6	84.1	64.0
30°	492.2	458.8	423.4	388.1	356.5	325.9	292.4	263.8	153.9	78.4	59.2
32.5°	557.3	515.2	472.2	431.1	389.1	349.9	314.5	277.2	150.1	73.6	54.5
35°	643.3	588.8	536.2	484.6	433.9	386.1	340.3	298.2	150.1	67.9	48.8
37.5°	724.5	661.4	594.5	530.5	470.3	414.8	360.3	309.6	142.5	63.1	43.9
40°	812.4	736.9	658.6	583.1	510.4	441.6	379.5	321.2	135.7	57.3	39.2
42.5°	947.2	851.6	749.4	661.4	574.4	489.4	412.0	343.1	127.2	51.6	34.4
45°	1124.1	1002.6	882.3	775.2	664.3	560.1	468.4	383.3	125.2	46.8	29.7
47.5°	1313.3	1169.9	1028.4	891.8	761.8	640.4	530.5	428.2	125.2	42.0	25.8
50°	1501.6	1321.9	1170.9	1012.3	866.0	722.6	591.6	475.0	126.2	38.2	21.0
52.5°	1671.8	1479.6	1310.4	1126.9	965.4	799.0	656.7	521.0	124.3	33.5	17.2
55°	1907.8	1682.2	1486.3	1283.7	1094.4	907.1	745.5	589.7	125.2	29.7	14.4
57.5°	2342.7	2078.0	1841.9	1576.1	1358.2	1116.4	920.5	731.2	136.7	24.8	10.6
60°	2966.9	2622.8	2291.1	1967.1	1689.9	1402.2	1148.0	925.2	160.6	20.1	7.6
62.5°	3386.4	2936.3	2540.6	2183.1	1861.0	1559.9	1282.7	1029.5	176.8	16.3	4.8
63°	3429.5	2964.0	2566.4	2197.4	1868.6	1567.5	1288.4	1037.1	177.7	15.3	4.8
65°	3510.7	3011.8	2580.8	2200.3	1861.0	1557.0	1284.6	1036.1	179.7	12.5	3.8
67.5°	3418.0	2938.2	2497.5	2118.1	1794.1	1494.9	1236.9	997.9	178.7	8.6	2.9
70°	3056.7	2659.1	2272.0	1918.4	1623.9	1353.5	1126.0	909.9	164.4	5.7	1.9
72.5°	2244.3	1973.8	1673.7	1418.4	1223.5	1016.1	866.9	683.4	127.2	3.8	1.0
75°	665.2	606.0	509.5	449.3	396.7	327.8	291.5	227.5	65.0	1.9	0.0
77.5°	132.9	120.4	108.0	98.4	92.7	79.3	75.5	62.1	26.7	1.0	0.0
80°	69.8	57.3	48.8	43.0	37.3	30.6	25.8	21.0	4.8	0.0	0.0
82.5°	67.0	44.9	32.5	26.7	22.9	18.2	14.4	10.6	2.9	0.0	0.0
85°	24.8	19.1	14.4	11.5	9.6	8.6	6.7	5.7	0.0	0.0	0.0
87.5°	3.8	2.9	2.9	1.9	1.9	1.0	1.0	1.0	0.0	0.0	0.0
90°	0.0	0.0	0.0	0.0	0.0	0.0	0.0	0.0	0.0	0.0	0.0



REPORT NUMBER: P162301

CATALOG NUMBER: ECM-F04-LED-E1-SL2-HSS-7030

**CANDELA DISTRIBUTION (continued):**

	125°	135°	145°	155°	165°	175°	180°
0°	201.7	201.7	201.7	201.7	201.7	201.7	201.7
2.5°	171.1	163.5	159.6	154.8	154.8	153.9	155.8
5°	142.5	131.9	124.3	118.5	119.4	116.6	117.5
7.5°	120.4	109.9	103.2	99.4	98.4	97.5	97.5
10°	104.2	94.6	88.9	86.1	85.1	85.1	85.1
12.5°	92.7	83.1	78.4	76.5	76.5	75.5	75.5
15°	83.1	75.5	70.8	68.9	68.9	67.9	68.9
17.5°	75.5	67.9	64.0	62.1	62.1	61.1	61.1
20°	68.9	62.1	58.3	55.4	55.4	54.5	55.4
22.5°	63.1	56.4	51.6	49.7	48.8	47.8	48.8
25°	57.3	50.7	45.8	43.0	42.0	42.0	41.1
27.5°	52.6	45.8	40.1	37.3	36.3	36.3	35.4
30°	47.8	40.1	34.4	31.6	30.6	30.6	30.6
32.5°	43.0	34.4	29.7	26.7	25.8	25.8	25.8
35°	38.2	29.7	24.8	22.0	21.0	21.0	21.0
37.5°	32.5	24.8	19.1	17.2	16.3	15.3	15.3
40°	27.7	19.1	14.4	12.5	10.6	10.6	10.6
42.5°	22.9	15.3	10.6	7.6	6.7	5.7	6.7
45°	19.1	11.5	6.7	3.8	2.9	2.9	2.9
47.5°	15.3	7.6	2.9	1.0	1.0	1.0	1.0
50°	11.5	4.8	1.0	0.0	0.0	1.0	1.0
52.5°	8.6	2.9	0.0	0.0	0.0	0.0	0.0
55°	4.8	1.0	0.0	0.0	0.0	0.0	0.0
57.5°	2.9	0.0	0.0	0.0	0.0	0.0	0.0
60°	1.9	0.0	0.0	0.0	0.0	0.0	0.0
62.5°	1.0	0.0	0.0	0.0	0.0	0.0	0.0
63°	1.0	0.0	0.0	0.0	0.0	0.0	0.0
65°	1.0	0.0	0.0	0.0	0.0	0.0	0.0
67.5°	0.0	0.0	0.0	0.0	0.0	0.0	0.0
70°	0.0	0.0	0.0	0.0	0.0	0.0	0.0
72.5°	0.0	0.0	0.0	0.0	0.0	0.0	0.0
75°	0.0	0.0	0.0	0.0	0.0	0.0	0.0
77.5°	0.0	0.0	0.0	0.0	0.0	0.0	0.0
80°	0.0	0.0	0.0	0.0	0.0	0.0	0.0
82.5°	0.0	0.0	0.0	0.0	0.0	0.0	0.0
85°	0.0	0.0	0.0	0.0	0.0	0.0	0.0
87.5°	0.0	0.0	0.0	0.0	0.0	0.0	0.0
90°	0.0	0.0	0.0	0.0	0.0	0.0	0.0

(END OF REPORT)